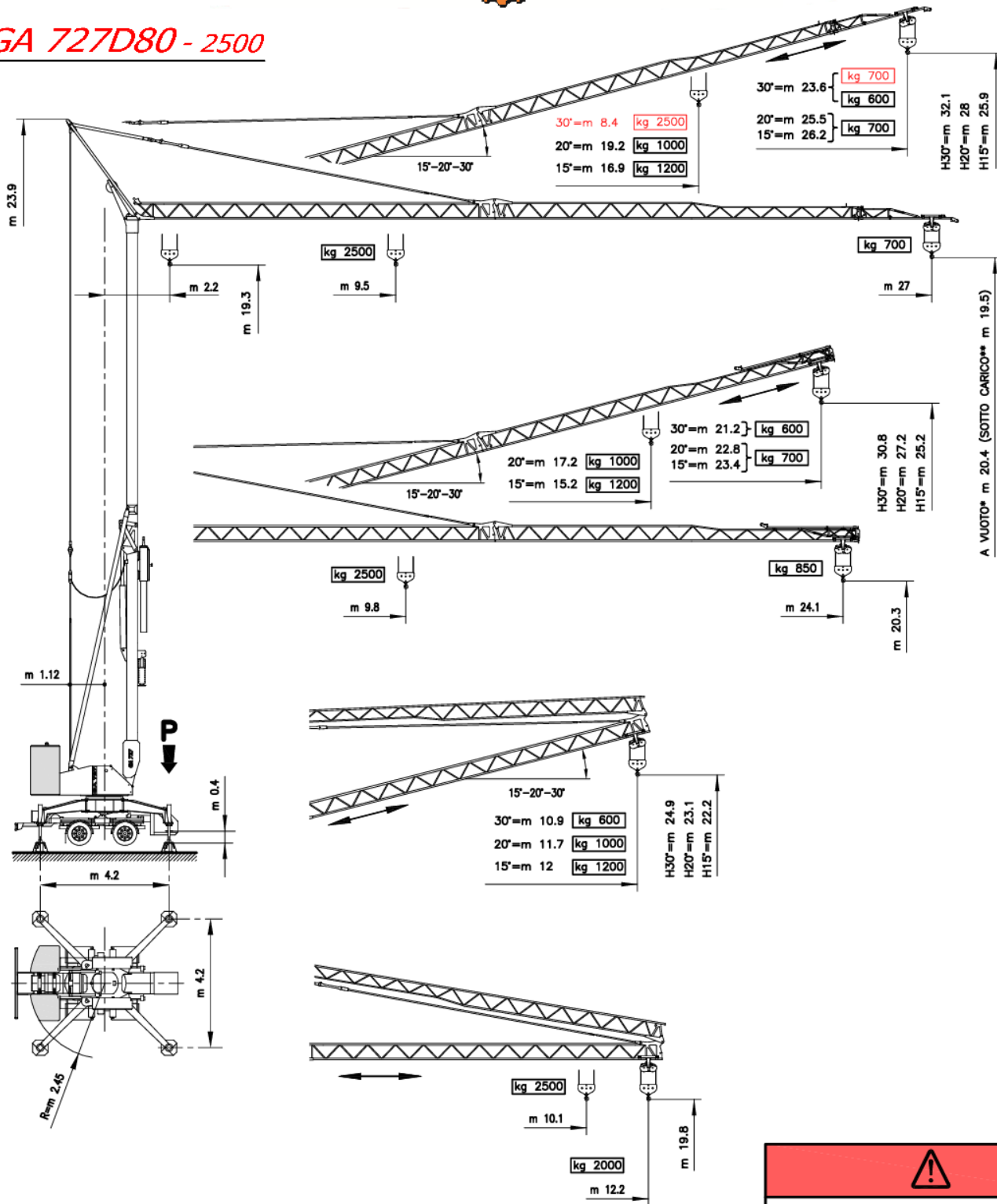


Burkowski

GA 727D80 - 2500




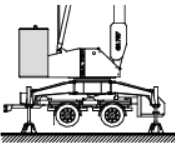
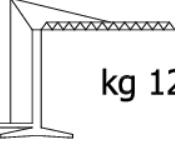
* SIN CARGA
OFF-LOAD
UNBELASTET
A VIDE

** CARGADO
LOADED
BELASTET
EN CHARGE

!

In rosso valori configurazione con dispositivo per 30°
In red, configuration values with device for 30°
In Rot, Konfigurationswerte mit Einrichtung für 30°
En rouge le valeurs de configuration avec dispositif pour 30°


P	
kg 14890 <i>In servizio</i> En servicio In service In betrieb En service	kg 16310 <i>Fuori servizio</i> Fuera de servicio Out of service Außer betrieb Hors service


	
 N° 2x4100 kg 21000	 kg 12800

Antriebe

MOVIMENTO MOVIMIENTO MOVEMENT BEWEGUNG MOUVEMENT	ALIMENTAZIONE ALIMENTACION OPERATING VOLTAGE BETRIEBSSPANNUNG TENSION DE SERVICE	PRESTAZIONI FUNCIONAMIENTOS PERFORMANCES LEISTUNGEN EXÉCUTIONS	
---	---	---	---

		1 ^a m/1' - kg		2 ^a m/1' - kg		3 ^a m/1' - kg		4 ^a m/1' - kg		kW 9.2				
SOLLEVAMENTO ELEVACION - HOISTING HEBEN - LEVAGE INVERTER 	230 V 50 Hz	3 kW	3.2 ↑	6 ↓	8 ↑	11 ↓	19 ↑	20 ↓	2500		2500	700		
			3.2 ↑	6 ↓	8 ↑	11 ↓	30 ↑	32 ↓						
	400 V 50 Hz	6 kW	3.2 ↑	6 ↓	21 ↑	25 ↓	39 ↑	42 ↓	46 ↑		50 ↓	2500	2500	700
			3.2 ↑	6 ↓	21 ↑	25 ↓	39 ↑	42 ↓	46 ↑	50 ↓				

		1 ^a m/1'	2 ^a m/1'	3 ^a m/1'	kW 2.2
CARRELLO CARRILLO - JIB TROLLEY LAUFKATZE - DISTRIBUTION INVERTER 	230 - 400 V 50 Hz	15	23	41	

		1 ^a g/1'	2 ^a g/1'	3 ^a g/1'	kW 2.2
ROTAZIONE ROTACION - SLEWING DREHEN - ORIENTATION INVERTER 	230 - 400 V 50 Hz	0 → 0.19	0.19 → 0.47	0.47 → 0.87	



Conforme alle direttive
CEE sul livello acustico
2000/14/CE

Conforme con las directivas
CEE sobre el nivel acustico

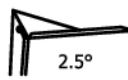
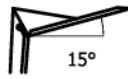
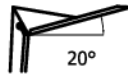
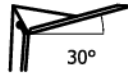
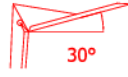
In compliance with the EEC
instructions on noise level

Gemäss EWG-Richtlinien für
den Schall-Leistungspegel


Conforme aux directives CEE
sur le niveau acoustique

Lastkurven

V27 

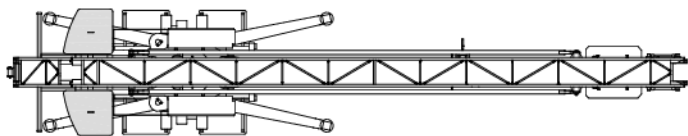
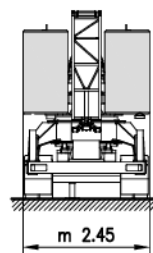
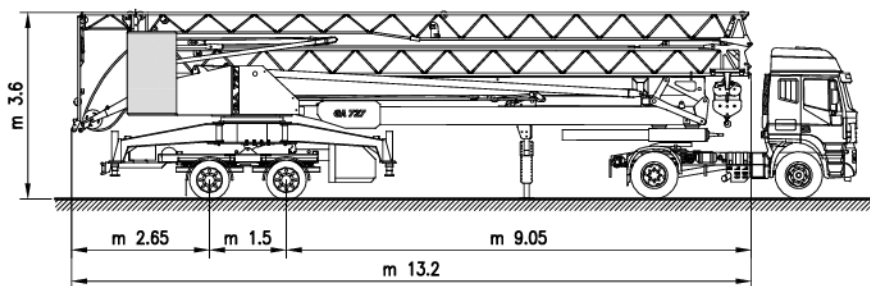
 2.5°	m	2.2	5	9.5	11	13	15	17	19	21	23	24.1	25	27
	kg	2500			2085	1707	1438	1237	1082	957	856	808	771	700
 15°	m	2.2	5	8	11	13	15	16.9	19	21	23	24	25	26.2
	kg	1200							1043	923	825	778	743	700
 20°	m	2.2	5	8	11	13	15	17	19.2	21	23	24	25	25.5
	kg	1000									893	797	756	718
 30°	m	2.2	5	7	9	11	13	15	17	19	20	21	22	23.6
	kg	600												
 30°	m	2.2	5	7	8.4	11	13	15	17	19	20	21	22	23.6
	kg	2500				1790	1462	1229	1055	919	863	811	765	700

Kraftbedarf

	3 kW 230 V - 50 Hz	6 kW 230 V - 50 Hz	12 kW 400 V - 50 Hz
---	-----------------------	-----------------------	------------------------

Transport

GA 727D80 - 2500



Montage

