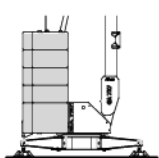
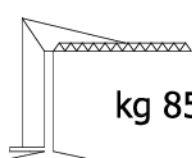


* SIN CARGA OFF-LOAD UNBELASTET A VIDE
 ** CARGADO LOADED BELASTET EN CHARGE


!
 In rosso valori configurazione con dispositivo per 30°
 In red, configuration values with device for 30°
 In Rot, Konfigurationswerte mit Einrichtung für 30°
 En rouge les valeurs de configuration avec dispositif pour 30°


P	
kg 15900 <i>In servizio</i> En servicio In service In betrieb En service	kg 14700 <i>Fuori servizio</i> Fuera de servicio Out of service Außer betrieb Hors service


!	
	N° 8x1519 N° 2x2620 kg 25902
	kg 8510

Antriebe

MOVIMENTO MOVIMIENTO MOVEMENT BEWEGUNG MOUVEMENT	ALIMENTAZIONE ALIMENTACION OPERATING VOLTAGE BETRIEBSSPANNUNG TENSION DE SERVICE	PRESTAZIONI FUNCIONAMIENTOS PERFORMANCES LEISTUNGEN EXÉCUTIONS	
---	---	---	---

SOLLEVAMENTO ELEVACION - HOISTING HEBEN - LEVAGE  INVERTER	230 V 50 Hz	3 kW	1 ^a m/1' - kg	2 ^a m/1' - kg	3 ^a m/1' - kg	4 ^a m/1' - kg	kW 9.2
		6 kW	3.2 ↑ 6 ↓	8 ↑ 11 ↓	19 ↑ 20 ↓		
	400 V 50 Hz	3 kW	2500	2500	700		
		6 kW	3.2 ↑ 6 ↓	8 ↑ 11 ↓	30 ↑ 32 ↓		
	400 V 50 Hz	3 kW	2500	2500	700	600	
		6 kW	3.2 ↑ 6 ↓	21 ↑ 25 ↓	39 ↑ 42 ↓	46 ↑ 50 ↓	

CARRELLO CARRILLO - JIB TROLLEY LAUFKATZE - DISTRIBUTION  INVERTER	230 - 400 V 50 Hz	1 ^a m/1'	2 ^a m/1'	3 ^a m/1'	kW 2.2
		15	23	41	

ROTAZIONE ROTACION - SLEWING DREHEN - ORIENTATION  INVERTER	230 - 400 V 50 Hz	1 ^a g/1'	2 ^a g/1'	3 ^a g/1'	kW 2.2
		0 → 0.19	0.19 → 0.47	0.47 → 0.87	



Conforme alle direttive
CEE sul livello acustico
2000/14/CE

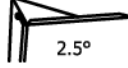
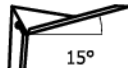
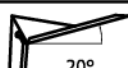

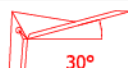
Conforme con las directivas
CEE sobre el nivel acustico

In compliance with the EEC
instructions on noise level


Gemäss EWG-Richtlinien für
den Schall-Leistungspegel

Conforme aux directives CEE
sur le niveau acoustique

Lastkurven

	m	2.2	5	9.5	11	13	15	17	19	21	23	24.1	25	27
	kg	2500			2085	1707	1438	1237	1082	957	856	808	771	700
	m	2.2	5	8	11	13	15	16.9	19	21	23	24	25	26.2
	kg	1200							1043	923	825	778	743	700
	m	2.2	5	8	11	13	15	17	19.2	21	23	24	25	25.5
	kg	1000								893	797	756	718	700
	m	2.2	5	7	9	11	13	15	17	19	20	21	22	23.6
	kg	600												
	m	2.2	5	7	8.4	11	13	15	17	19	20	21	22	23.6
	kg	2500				1790	1462	1229	1055	919	863	811	765	700

Kraftbedarf

	3 kW 230 V - 50 Hz	6 kW 230 V - 50 Hz	12 kW 400 V - 50 Hz
---	-----------------------	-----------------------	------------------------

GA 727 - 2500

Con riserva di modifiche
documento commerciale
non vincolante

Derecho de modificaciones reservadas
documento comercial no contractual

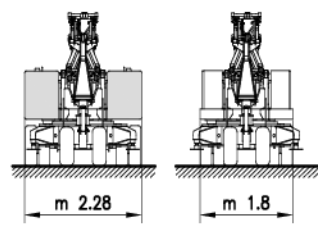
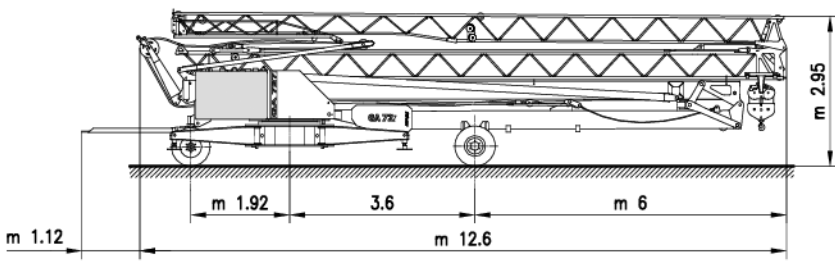
Subject to change without notice
commercial document not legally
binding

Anderungen vorbehalten
Unverbindliches
Vertriebsdokument

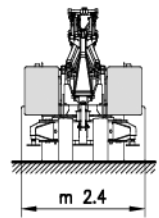
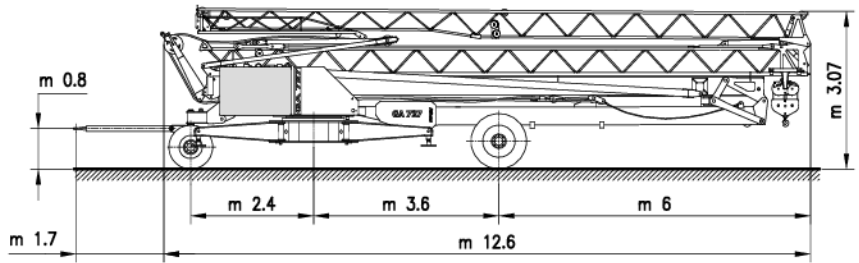
Modifications réservées
document commercial
non contractuel

Transport

5
km/h



FB25K2
25
km/h



Montage

